



Annual Report – 2016 Edition: *The Realities of Elderly LGBT People*

Research Report – May 2016

File: 12717-019

May 12, 2016



Table of Contents

Context, Objectives & Methodology	3
Detailed Results	5
1. Knowledge of the Terms: <i>LGBT, Transphobia and Homophobia</i>	6
2. Difficulty for Elderly Homosexual People to Be Open about their Romantic Relationships	11
3. Personally Knowing LGBT People in Your Immediate Entourage	17
Profile of Respondents	23



Context, Objectives & Methodology

Context, Objectives & Methodology

Léger was commissioned by *Fondation Émergence* to poll Canadian public opinion and perceptions of homophobia and transphobia.

Methodology

This study was conducted online from April 25 to April 29, 2016 with a random sample of 1,513 Canadians from *LegerWeb's* panel. All respondents were 18 years of age and older and could speak French or English.

Using the latest census data from Statistics Canada, the results were weighted according to gender, age, region, mother tongue, children in the household, and level of education in order to obtain a sample representative of the entire adult population in Canada.

Note to Reader

- Since data presented in tables has been rounded up, column totals might differ from 100%.
- In graphics and tables presented, data in **bold green** indicate a significantly **higher** proportion than that of other respondents. Inversely, data in **bold red** indicate a proportion significantly **lower** than that of other respondents.
- In graphics and tables presented, green and red arrows (↑ ↓) indicate statistically significant variations in comparison with the last similar measure taken, i.e., in May 2015.



Detailed Results



1. Knowledge of the Terms: *LGBT*, *Transphobia* and *Homophobia*

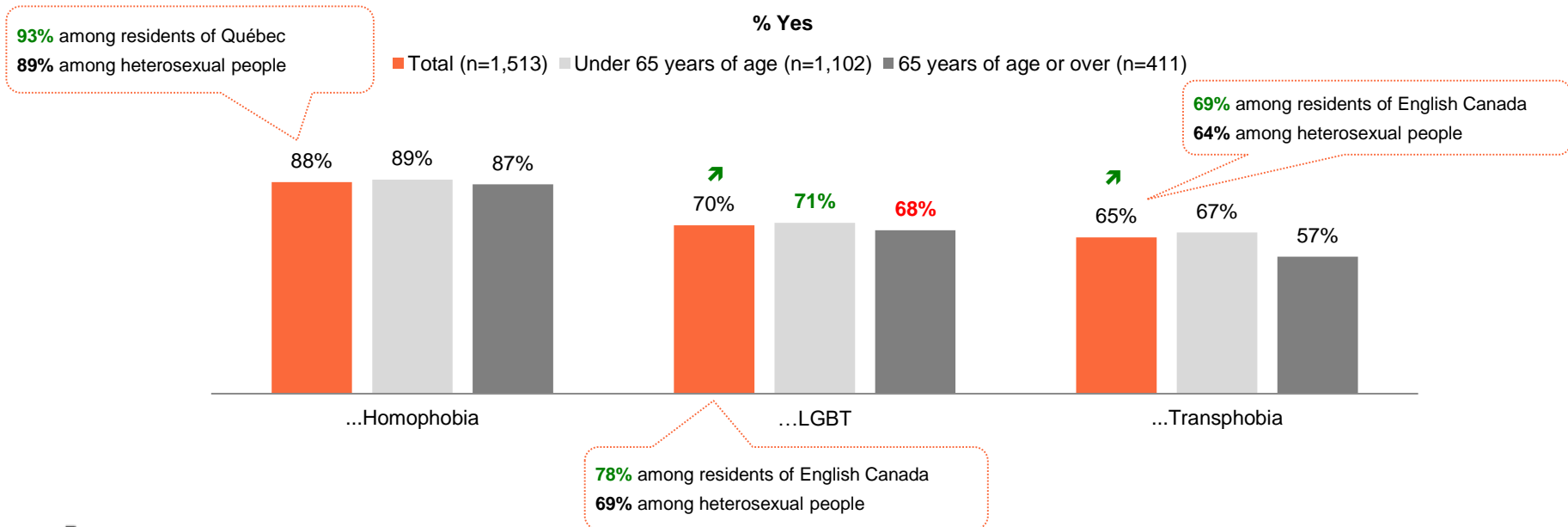
Knowledge of Certain Acronyms or Words Related to Sexual Orientation

- In 2016, the vast majority of Canadians (88%; comparable to 89% in 2015) stated that they knew the meaning of the word homophobia.
- Although the meaning of the LGBT acronym and the word transphobia is less familiar, over the years, knowledge of what these terms mean has significantly improved.
 - In fact, compared to 2013 and 2015, Canadians are more familiar with the meaning of LGBT (70%, higher than 61% in 2015 and 40% in 2013) and transphobia (65%, higher than 56% in 2015 and 40% in 2013).
- Interestingly, elderly people are less familiar with the meaning of transphobia (57%, lower than 67% among those under 65), while knowledge of what homophobia and LGBT mean seems to be more consistent within these two age groups.
- Moreover, in comparison with residents of the rest of Canada, more Quebeckers say they know what homophobia means, but they are much less informed about the meaning of LGBT and transphobia.

QF1_1 to QF1_3. Do you know the meaning of the following acronym or words?

Base: All respondents

% Yes



Knowledge of Certain Acronyms or Words Related to Sexual Orientation: Homophobia (continued)

QF1_3. Do you know the meaning of the following acronym or words?

...Homophobia

Base: All respondents

Base: All respondents	Total Canada	Atlantic	Québec	Ontario	MB/SK	Alberta	British Columbia
n=	1,513	100	413	600	125	125	150
Yes	88%	82%	93%	87%	87%	86%	90%
No	12%	18%	7%	13%	13%	14%	10%

The proportion of respondents who know the meaning of *homophobia* is significantly higher among:

- Residents of Québec (93%)
- Francophones (94%)
- Respondents with a gross annual household income of \$100K or more (93%)
- Professionals (94%)
- Respondents with a college level education (93%)
- Homosexual people (100%) and bisexual people (99%)

Knowledge of Certain Acronyms or Words Related to Sexual Orientation: LGBT (continued)

QF1_1. Do you know the meaning of the following acronym or words?

...LGBT

Base: All respondents

Base: All respondents	Total Canada	Atlantic	Québec	Ontario	MB/SK	Alberta	British Columbia
n=	1,513	100	413	600	125	125	150
Yes	70%	67%	46%	79%	74%	80%	82%
No	30%	33%	54%	21%	26%	20%	18%

The proportion of respondents who know the meaning of LGBT is significantly higher among:

- Residents of Ontario (79%), Alberta (80%) and British Columbia (82%)
- 18-24 year olds (80%)
- Anglophones (79%)
- Respondents with a gross annual household income of \$100K or more (83%)
- Professionals (84%)
- Respondents with a university level education (81%)
- Homosexual people (98%)

Knowledge of Certain Acronyms or Words Related to Sexual Orientation: Transphobia (continued)

QF1_2. Do you know the meaning of the following acronym or words?

...**Transphobia**

Base: All respondents

Base: All respondents	Total Canada	Atlantic	Québec	Ontario	MB/SK	Alberta	British Columbia
n=	1,513	100	413	600	125	125	150
Oui	65%	62%	53%	69%	62%	73%	73%
Non	35%	38%	47%	31%	38%	27%	27%

The proportion of respondents who know the meaning of *transphobia* is significantly higher among:

- Residents of Ontario (69%), Alberta (73%) and British Columbia (73%)
- 18-24 year olds (79%)
- Anglophones (70%)
- Professionals (76%) and students (79%)
- Respondents with a university level education (71%)
- Single people (72%)
- Homosexual people (95%) and bisexual people (90%)

2. Difficulty for Elderly Homosexual People to Be Open about their Romantic Relationships

Difficulty for Elderly Homosexual People to Be Open about their Romantic Relationships: Everyday Life vs. Homes for Senior Citizens

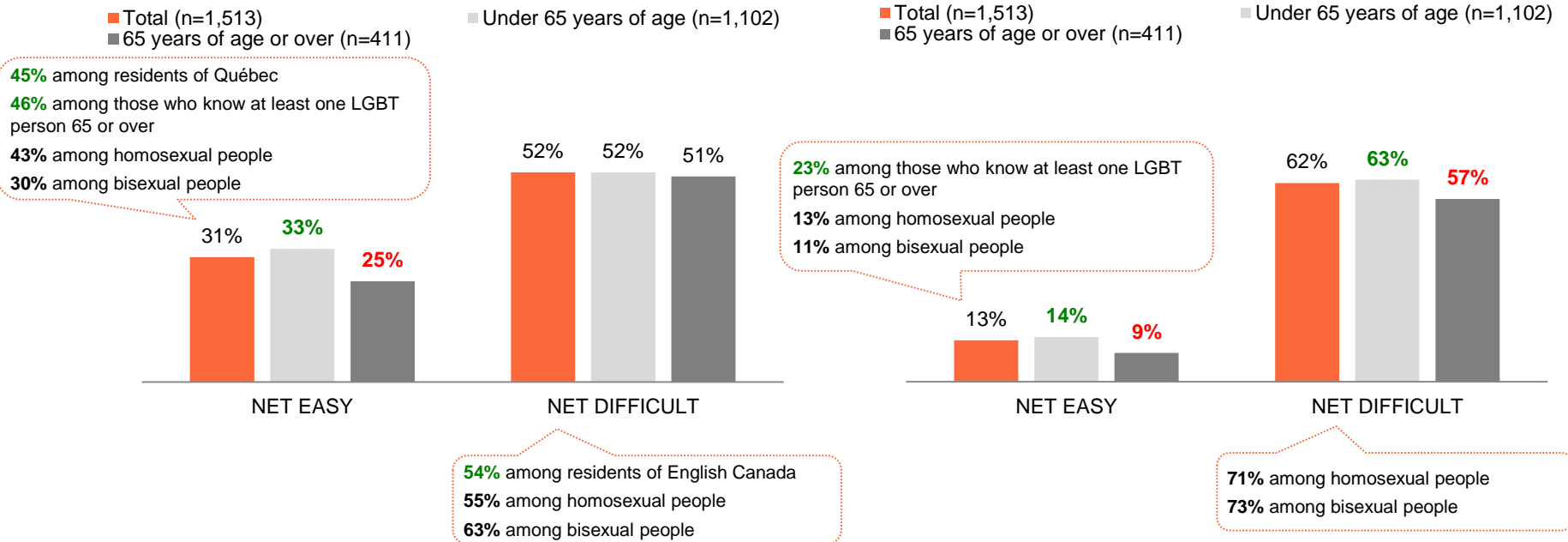
- In general, the majority of Canadians consider it difficult for homosexual elderly people to be open about their romantic relationships.
- More specifically, Canadians believe it is more difficult (very + somewhat difficult) for elderly homosexual people to be open about their romantic relationships in homes for senior citizens (62%) than in everyday life (52%).
 - Compared to other respondents, those who know at least one elderly LGBT person are more likely to consider it easy for elderly homosexual people to be open about their romantic relationships, regardless of the environment considered.

QF10_1 to QF10_2. Would you say that today, it is EASY or DIFFICULT for elderly homosexual people to be open about their romantic relationships...?

Base: All respondents

...in everyday life

...at homes for senior citizens (CHSLD, private residences, etc.)



Difficulty for Elderly Homosexual People to Be Open about their Romantic Relationships: in Everyday Life

- In total, half (52%) of Canadians consider it difficult (very + somewhat difficult) for elderly homosexual people to be open about their romantic relationships in everyday life, 14% consider it very difficult.
 - Compared to people under the age of 65, elderly people are significantly less likely to find this easy. They are also more likely to be unwilling or unable to answer this question.
- It should be noted that nearly one-fifth (17%) of Canadians were unwilling or unable to answer this question. This is especially true among elderly people (24% vs 16% among people under 65).

QF10_1. Would you say that today, it is EASY or DIFFICULT for elderly homosexual people to be open about their romantic relationships...?

...in everyday life

Base: All respondents

■ Total (n=1,513) ■ Under 65 years of age (n=1102) ■ 65 years of age or over (n=411)

45% among residents of Québec
 46% among those who know at least one LGBT person 65 or over
 43% among homosexual people
 30% among bisexual people

← Net Difficult: 52% / 52% / 51% →

← Net Easy: 31% / 33% / 25% →

54% among residents of English Canada
 55% among homosexual people
 63% among bisexual people



Difficulty for Elderly Homosexual People to Be Open about their Romantic Relationships: in Everyday Life (continued)

QF10_1. Would you say that today, it is EASY or DIFFICULT for elderly homosexual people to be open about their romantic relationships...?

...in everyday life

Base: All respondents

Base: All respondents	Total Canada	Atlantic	Québec	Ontario	MB/SK	Alberta	British Columbia
n=	1,513	100	413	600	125	125	150
NET EASY	31%	31%	45%	29%	20%	21%	29%
Very easy	5%	5%	5%	5%	4%	8%	6%
Somewhat easy	26%	26%	39%	24%	16%	13%	23%
NET DIFFICULT	52%	51%	44%	51%	59%	60%	55%
Somewhat difficult	38%	33%	35%	37%	48%	42%	40%
Very difficult	14%	18%	10%	15%	11%	18%	15%
I don't know	17%	18%	11%	20%	21%	19%	16%

The proportion of respondents who consider it VERY DIFFICULT for elderly homosexual people to be open about their romantic relationships in **everyday life** is significantly higher among:

- Women (16%)
- Anglophones (16%)
- Homemakers (25%)

Difficulty for Elderly Homosexual People to Be Open about their Romantic Relationships: in Homes for Senior Citizens

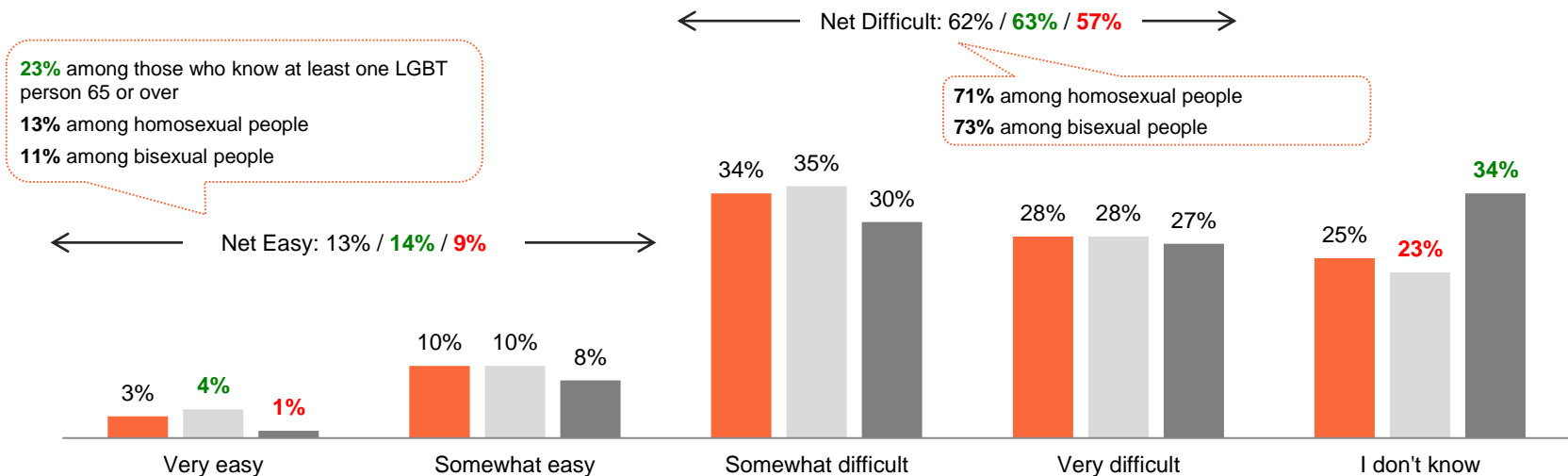
- In total, more than half (62%) of Canadians consider it difficult (very + somewhat difficult) for elderly homosexual people to be open about their romantic relationships in homes for senior citizens, 28% consider it very difficult.
 - Compared to people under the age of 65, elderly people are significantly more likely to be unwilling or unable to answer this question.
- Note that a quarter (25%) of Canadians were unwilling or unable to answer this question. This is especially true for elderly people (34% vs 23% among people under 65).

QF10_2. Would you say that today, it is EASY or DIFFICULT for elderly homosexual people to be open about their romantic relationships...?

...at homes for senior citizens (CHSLD, private residences, etc.)

Base: All respondents

■ Total (n=1,513) ■ Under 65 years of age (n=1,102) ■ 65 years of age or over (n=411)



Difficulty for Elderly Homosexual People to Be Open about their Romantic Relationships: in Homes for Senior Citizens (continued)

QF10_2. Would you say that today, it is EASY or DIFFICULT for elderly homosexual people to be open about their romantic relationships...?

...at homes for senior citizens (CHSLD, private residences, etc.)

Base: All respondents

Base: All respondents	Total Canada	Atlantic	Québec	Ontario	MB/SK	Alberta	British Columbia
n=	1,513	100	413	600	125	125	150
NET EASY	13%	15%	10%	15%	14%	10%	12%
Very easy	3%	4%	2%	5%	2%	3%	3%
Somewhat easy	10%	11%	9%	10%	11%	7%	9%
NET DIFFICULT	62%	60%	66%	59%	61%	62%	67%
Somewhat difficult	34%	36%	37%	31%	37%	30%	41%
Very difficult	28%	24%	29%	28%	24%	32%	26%
I don't know	25%	25%	24%	26%	25%	28%	20%

The proportion of respondents who consider it VERY DIFFICULT for elderly homosexual people to be open about their romantic relationships in homes for senior citizens is significantly higher among:

- Women (32%)
- 55-64 year olds (33%)
- Respondents with a gross annual household income of \$100K or more (35%)
- Professionals (33%) and homemakers (50%)
- Respondents with a university level education (33%)
- Homosexual people (52%) and bisexual people (43%)



3. Personally Knowing LGBT People in your Immediate Entourage

Personally Knowing LGBT People in Your Immediate Entourage

- In general, the proportion of Canadians who said they know at least one LGBT person under the age of 65 (66%) in their immediate entourage is three times greater than the proportion of Canadians who said they know at least one LGBT person 65 years of age or over (22%).
 - Compared to residents in the rest of Canada, more Quebecers are likely to know at least one LGBT person, regardless of the age group considered.

QF11_1 to QF11_2. Do you personally know one or more lesbian, gay, bisexual and transgendered (LGBT) people in your immediate entourage (family, friends, co-workers, etc.) who are... ?

Base: All respondents

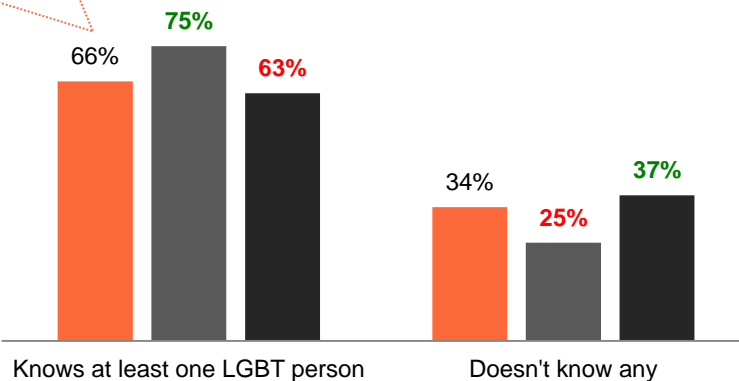
...under 65 years of age

...65 years of age or over

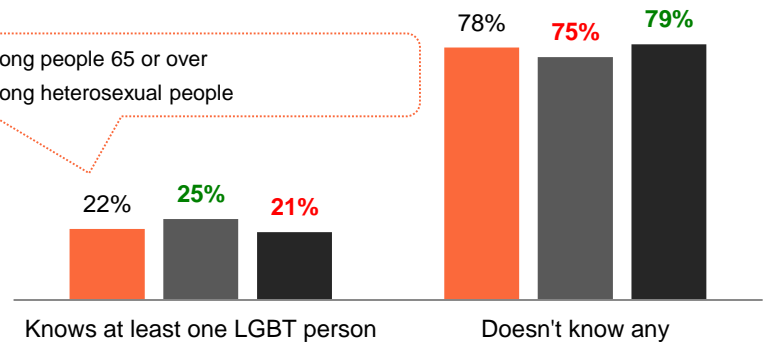
■ Total (n=1,513) ■ Québec (n=413) ■ Rest of Canada (n=1,100)

■ Total (n=1,513) ■ Québec (n=413) ■ Rest of Canada (n=1,100)

67% among people under 65
65% among heterosexual people



27% among people 65 or over
20% among heterosexual people



Personally Knowing LGBT People Under 65 in Your Immediate Entourage

- Globally, two-thirds (66%) of Canadians said they know at least one LGBT person under 65 years of age in their immediate entourage, 32% specified they know 4 or more people
 - This proportion is significantly higher among Quebecers (75%) than among residents in the rest of Canada (63%).

QF11_1. Do you personally know one or more lesbian, gay, bisexual and transgendered (LGBT) people in your immediate entourage (family, friends, co-workers, etc.) who are...?

...under 65 years of age

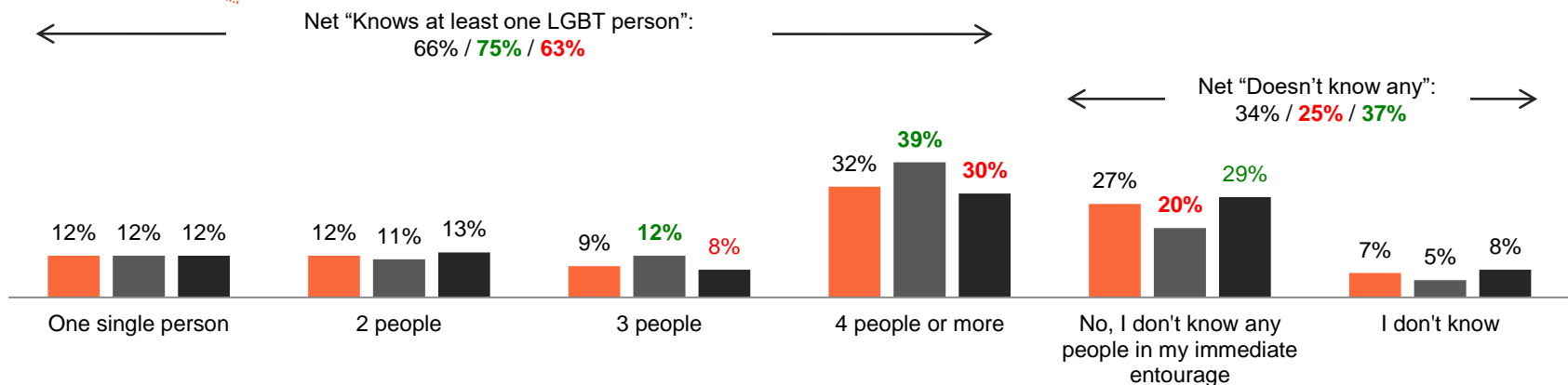
Base: All respondents

■ Total (n=1,513)

■ Québec (n=413)

■ Rest of Canada (n=1,100)

67% among people under 65
65% among heterosexual people



Personally Knowing LGBT People Under 65 in Your Immediate Entourage (continued)

QF11_1. Do you personally know one or more lesbian, gay, bisexual and transgendered (LGBT) people in your immediate entourage (family, friends, co-workers, etc.) who are. ...**under 65 years of age?**

Base: All respondents

Base: All respondents	Total Canada	Atlantic	Québec	Ontario	MB/SK	Alberta	British Columbia
n=	1,513	100	413	600	125	125	150
NET: Knows at least one	66%	66%	75%	62%	58%	59%	68%
One single person	12%	13%	12%	12%	15%	13%	9%
2 people	12%	12%	11%	13%	13%	14%	11%
3 people	9%	7%	12%	9%	7%	5%	11%
4 people or more	32%	34%	39%	28%	23%	27%	37%
NET: Doesn't know any	34%	34%	25%	38%	42%	41%	32%
No, I don't know any people in my immediate entourage	27%	28%	20%	29%	27%	34%	27%
I don't know	7%	7%	5%	8%	15%	7%	5%

The proportion of respondents who said they know at least one LGBT person under 65 in their immediate entourage is significantly higher among:

- Residents of Québec (75%)
- Women (69%)
- 55-64 year olds (71%)
- Francophones (78%)
- Respondents with a gross annual household income between \$80K and \$99K (77%) or \$100K or more (72%)
- People who work in the services / sales / office sector (75%) and professionals (73%)
- Respondents with a university level education (69%)
- Homosexual people (98%)

The proportion of respondents who said they did not know any LGBT people under the age of 65 in their immediate entourage is significantly higher among:

- Residents of Ontario (38%)
- Men (38%)
- Those 65 or over (42%)
- Anglophones (37%) and allophones (41%)
- Respondents with a gross annual household income below \$40K (42%)
- Manual workers (42%), homemakers (50%) and retirees (40%)
- Heterosexual people (35%)

Personally Knowing LGBT People 65 or Over in Your Immediate Entourage

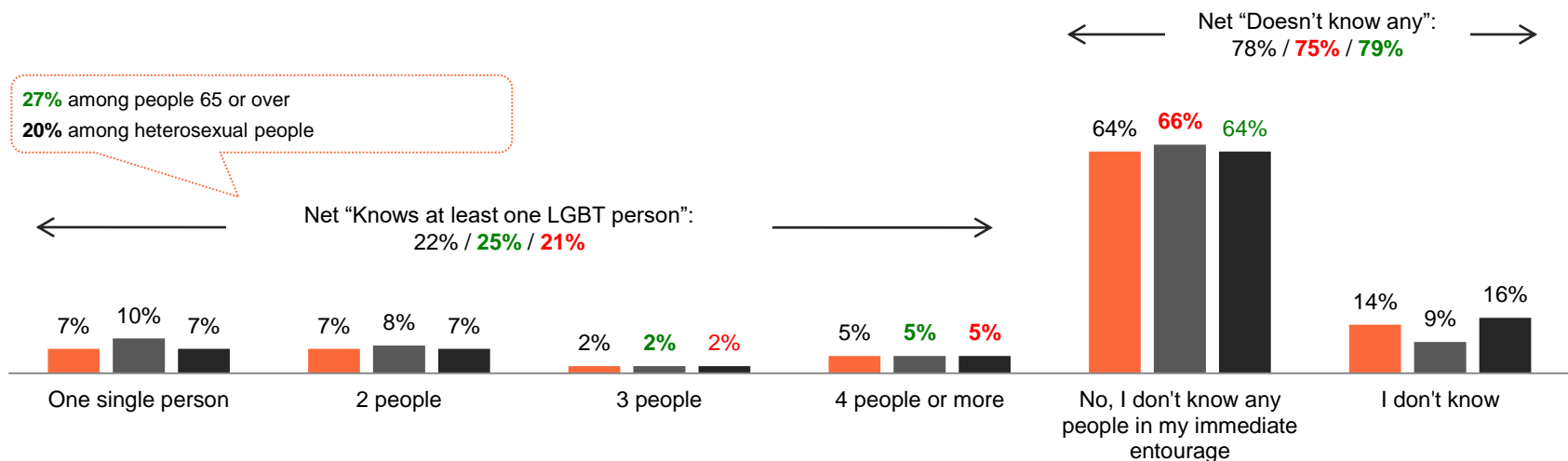
- Globally, nearly a quarter of (22%) of Canadians said they know at least one LGBT person 65 or over in their immediate entourage, 5% specified they know 4 or more people.
 - This proportion is significantly higher among Quebecers (25%) than among residents in the rest of Canada (21%).

QF11_2. Do you personally know one or more lesbian, gay, bisexual and transgendered (LGBT) people in your immediate entourage (family, friends, co-workers, etc.) who are...?

...65 years of age or over

Base: All respondents

■ Total (n=1,513) ■ Québec (n=413) ■ Rest of Canada (n=1,100)



Personally Knowing LGBT People 65 or Over in Your Immediate Entourage (continued)

QF11_2. Do you personally know one or more lesbian, gay, bisexual and transgendered (LGBT) people in your immediate entourage (family, friends, co-workers, etc.) who are...**65 years of age or over**?

Base: All respondents

Base: All respondents	Total Canada	Atlantic	Québec	Ontario	MB/SK	Alberta	British Columbia
n=	1,513	100	413	600	125	125	150
NET: Knows at least one	22%	13%	25%	22%	16%	15%	26%
One single person	7%	2%	10%	9%	9%	4%	4%
2 people	7%	4%	8%	6%	5%	5%	14%
3 people	2%	0%	2%	3%	1%	2%	3%
4 people or more	5%	7%	5%	5%	2%	4%	6%
NET: Doesn't know any	78%	87%	75%	78%	84%	85%	74%
No, I don't know any people in my immediate entourage	64%	70%	66%	62%	57%	70%	64%
I don't know	14%	17%	9%	16%	26%	14%	10%

The proportion of respondents who said they know at least one LGBT person 65 or over in their immediate entourage is significantly higher among:

- Residents of Québec (25%)
- Those 65 or over (27%)
- Professionals (26%) and retirees (27%)
- Respondents with a university level education (27%)
- Homosexual people (60%)

The proportion of respondents who said they did not know any LGBT people 65 or over in their immediate entourage is significantly higher among:

- Residents of the Atlantic provinces (87%)
- Allophones (87%)
- Manual workers (88%) and homemakers (90%)
- Respondents with a primary or secondary level education (84%)
- Heterosexual people (80%)



Profile of Respondents

Gender Identity

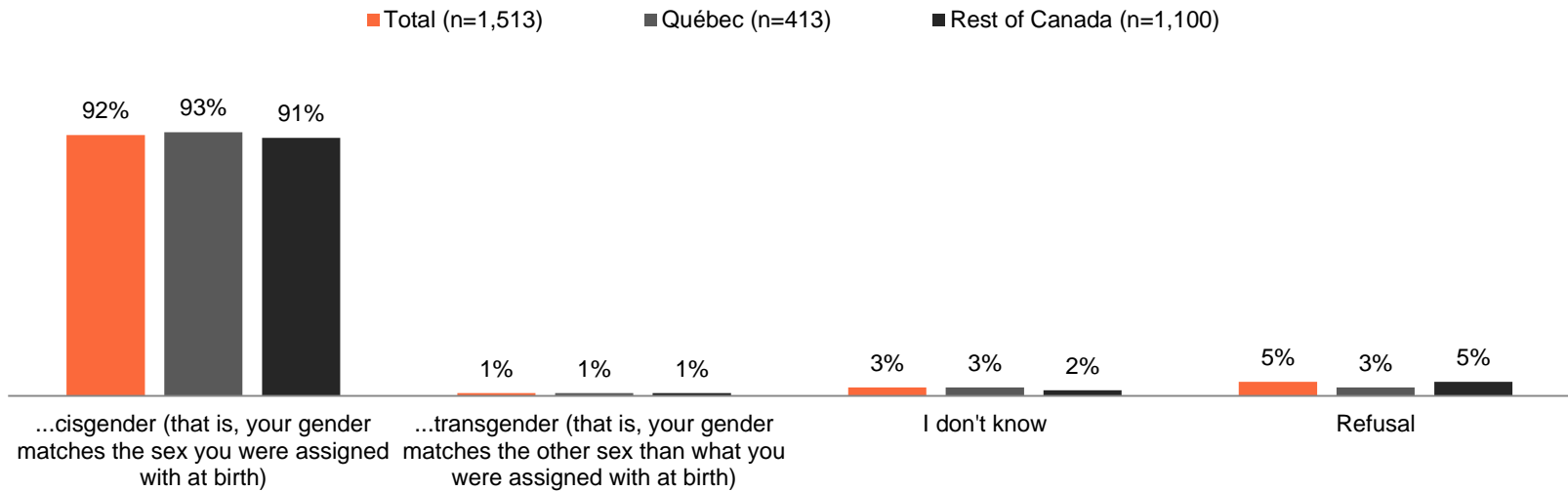
- Results similar to those obtained in 2015.

QF4A. Still for classification purposes, we would need some additional statistical information.

The next question is about your **gender identity**.

Do you consider yourself...?

Base: All respondents



Sexual Orientation

- Results similar to those obtained in 2015.

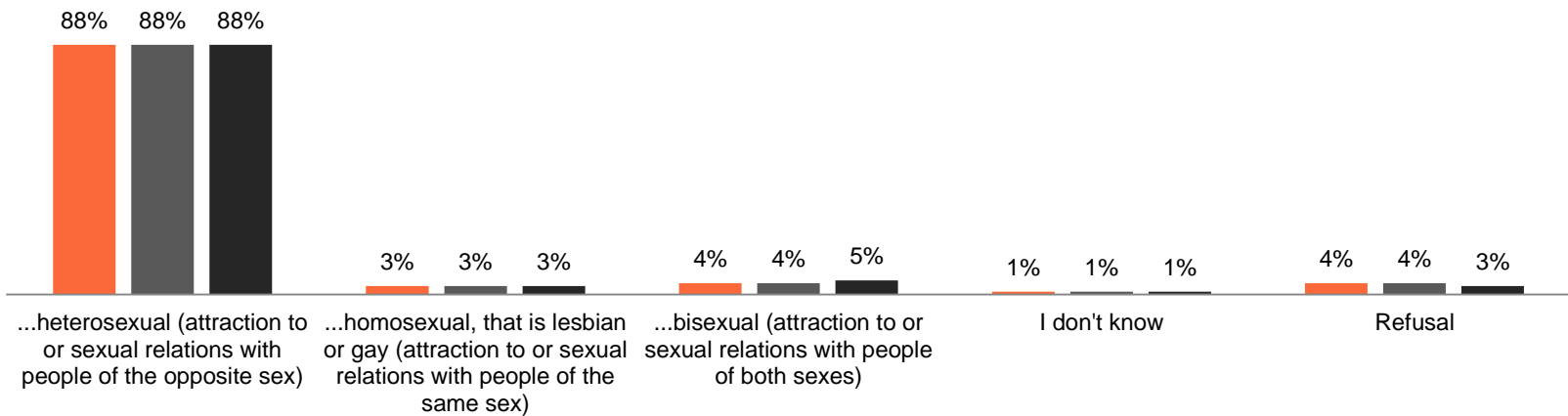
QF4B. Still for classification purposes, we would need some additional statistical information.

The next question is about your **sexual orientation**.

Do you consider yourself...?

Base: All respondents

■ Total (n=1,513)
 ■ Québec (n=413)
 ■ Rest of Canada (n=1,100)



Profile of Respondents

	TOTAL
n=	1,513
Gender	
Male	48%
Female	52%
Age	
18 to 24 years old	12%
25 to 34 years old	16%
35 to 44 years old	17%
45 to 54 years old	20%
55 to 64 years old	17%
65 to 74 years old	19%
Language	
Francophones	21%
Anglophones	67%
Other	11%
Education	
Primary / High school	32%
College	29%
University	37%
Children	
Yes	29%
No	71%

	TOTAL
n=	1,513
Region	
Atlantic	7%
Québec	24%
Ontario	39%
Prairies (Manitoba, Saskatchewan)	7%
Alberta	11%
British Columbia	13%
Occupation	
Service / Sales / Office	20%
Manual worker	8%
Professional	22%
Homemaker	4%
Student	8%
Retired	24%
Unemployed	4%
Household Income	
-\$40K	25%
\$40K-\$59K	17%
\$60K-\$79K	12%
\$80K-\$99K	11%
\$100K or over	19%
Refusal	16%

www.leger360.com